

CODE: MEE1002 - MEE202 - MEE300



MEE1002



MEE202



MEE300

DETTAGLI TECNICI

STRUTTURA

Schienale e poggiatesta (se presente) in nylon rinforzato, sedile in legno multistrato spessore 12mm.

IMBOTTITURA

Schienale con rete portante. Poggiatesta (se presente) in PU flessibile. Sedile in PU flessibile schiumato a freddo, densità 55 kg m³.

POGGIATESTA(se presente) E SUPPORTO LOMBARE

imbottiti e regolabili in H.

BASAMENTO

5 razze in nylon nero rinforzato, Ø base 660mm.

RUOTE / PIEDINO FISSO

Ruote Ø 65mm con freno, battistrada duro.

MECCANISMO

Meccanismo sincro con antishock, 3 posizioni di bloccaggio inclinazione. Leva comando altezza sedile. Manopola regolazione intensità della spinta schienale.

BRACCIOLI (se presenti)

Braccioli in nylon nero con pad morbido in PU, regolabili in altezza.

TECHNICAL DETAILS

STRUCTURE

Backrest and headrest (if present) in reinforced nylon, seat in multilayer wood 12mm thick.

PADDING

Backrest with supporting net. Headrest (if present) in flexible PU. Seat in flexible cold-foamed PU, density 55 kg m³.

HEADREST (if present) AND LUMBAR SUPPORT

Stuffed and adjustable in height.

BASE STRUCTURE

5 spokes base in reinforced nylon, base Ø 660mm.

WHEELS / FIXED FEET

Wheels Ø 65mm with brake, hard tread.

MECHANISM

Synchro mechanism with antishock, 3 inclination locking positions. Seat height control lever. Intensity adjustment knob of the back push.

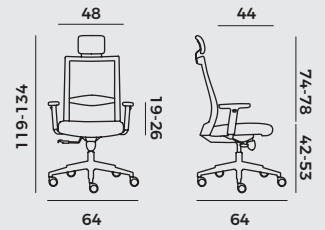
ARMS (if present)

Armrests in black nylon with soft PU pad, adjustable in height.

MEE1002

box m³

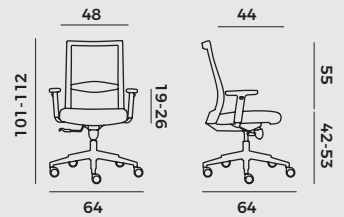
0,60



MEE202

box m³

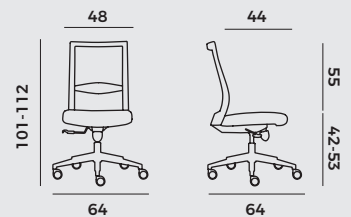
0,35



MEE300

box m³


0,35



Rivestimenti /Upholstery

Sedile Sfoderabile

Mesh nera / Black mesh
Tessuto nero / Black fabric



fabric

mesh

Optional:
Sedile colorato / Colored seat cover



M463

M629

M231

M332

Secret 1017
Eco-leather

Basamento / Base structure



Nylon nero
Nylon black