

CODE: MD1000 - MD2000 - MD3000



MD1000



MD2000



MD3000

DETTAGLI TECNICI

STRUTTURA

Legno di abete e agglomerati di vario spessore, sagomati e incollati. Piano sedile con cinghie elastiche.

IMBOTTITURA

In poliuretano flessibile sagomato, sedile densità 25 kg m³, schienale densità 21 kg/m³ entrambi fasciati con ovatta resinata 300gr/m². Braccioli con densità di 60 kg/m³ e interposto di ovatta 100 gr/m².

BASAMENTO

Acciaio inox lucido avvitato alla struttura.

RUOTE / PIEDINO FISSO

Piedino in moquette spessore 3mm.

RIVESTIMENTO

Cuscini sfoderabili.

TECHNICAL DETAILS

STRUCTURE

Fir wood and agglomerates of various thickness, shaped and glued. Seat surface with elastic straps.

PADDING

Made of shaped flexible polyurethane, seat density 25 kg / m³, backrest density 21 kg / m³ both wrapped with 300 gr / m² resin wadding. Armrests with density of 60 kg / m³ and interposed of 100 g / m² wadding.

BASE STRUCTURE

Polished stainless steel screwed to the structure

WHEELS / FIXED FEET

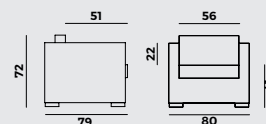
3mm thick carpet foot.

COVERING

Cushions with removable covers.

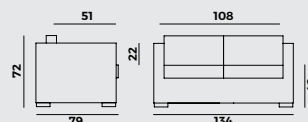
MD1000

box m³
0,62



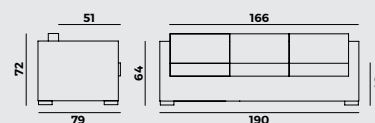
MD2000

box m³
0,94



MD3000

box m³
1,26



Rivestimenti /Upholstery

CAT. B

- Xtreme
- Secret

CAT. C

- Hot
- Extrema AU

CAT. D

- Blazer
- Pop
- Bubble

CAT. P

- Natural leather

CAT. T

- Tonica 2

Piedini / Leg base



Acciaio inox lucidato
Polished stainless steel