

Papery Table

Tavolino / Coffetable

MPIÙ

CODE: PPT50CIOF - PPT50CIOW - PPT50CASF - PPT50CASW - PPT72CIOF - PPT72CIOW - PPT72CASF - PPT72CASW
PPT130CIOF - PPT130CIOW - PPT130CASF - PPT130CASW



PPT50 CIO F



PPT50 CIO W



PPT50 CAS F



PPT50 CAS W

DETTAGLI TECNICI

STRUTTURA

In agglomerato di legno spessore 20mm, nobilitato.

PIANO SUPERIORE

Nobilitato. Finitura grigio ciottolo o cashmere.

BASAMENTO

Gambe in massello di faggio con finitura tinta naturale o wengé.

RUOTE / PIEDINO FISSO

Gommino antiscivolo.

TECHNICAL DETAILS

STRUCTURE

In 20 mm thick wood chipboard, melamine.

TOP PLANE

Melamine. Gray pebble or cashmere finish.

BASE STRUCTURE

Legs in solid beech with natural or wenge finish.

WHEELS / FIXED FEET

Non-slip rubber.

PPT50 CIO F

PPT50 CIO W

PPT50 CAS F


PPT50 CAS W

box m³

0,14



Piano / Top plane



Cashmere



Ciottolo

Gambe / Legs



Faggio naturale
Natural beech



Faggio rifinito wengé
Beech finished wengé

Papery Table

Tavolino / Coffetable

MPIÙ

CODE: PPT50CIOF - PPT50CIOW - PPT50CASF - PPT50CASW - PPT72CIOF - PPT72CIOW - PPT72CASF - PPT72CASW
PPT130CIOF - PPT130CIOW - PPT130CASF - PPT130CASW



PPT72 CIO F



PPT72 CIO W



PPT72 CAS F



PPT72 CAS W

DETTAGLI TECNICI

STRUTTURA

In agglomerato di legno spessore 20mm, nobilitato.

PIANO SUPERIORE

Nobilitato. Finitura grigio ciottolo o cashmere.

BASAMENTO

Gambe in massello di faggio con finitura tinta naturale o wengé.

RUOTE / PIEDINO FISSO

Gommino antiscivolo.

TECHNICAL DETAILS

STRUCTURE

In 20 mm thick wood chipboard, melamine.

TOP PLANE

Melamine. Gray pebble or cashmere finish.

BASE STRUCTURE

Legs in solid beech with natural or wenge finish.

WHEELS / FIXED FEET

Non-slip rubber.

PPT72 CIO F

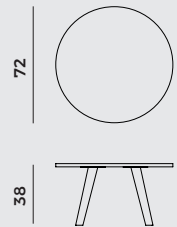
PPT72 CIO W

PPT72 CAS F


PPT72 CAS W

box m³

0,30



Piano / Top plane



Cashmere




Ciottolo

Gambe / Legs



Faggio naturale
Natural beech



Faggio rifinito wengé
Beech finished wengé

Papery Table

Tavolino / Coffetable



CODE: PPT50CIOF - PPT50CIOW - PPT50CASF - PPT50CASW - PPT72CIOF - PPT72CIOW - PPT72CASF - PPT72CASW
PPT130CIOF - PPT130CIOW - PPT130CASF - PPT130CASW



PPT130 CIO F



PPT130 CIO W



PPT130 CAS F



PPT130 CAS W

DETTAGLI TECNICI

STRUTTURA

In agglomerato di legno spessore 20mm, nobilitato.

PIANO SUPERIORE

Nobilitato. Finitura grigio ciottolo o cashmere.

BASAMENTO

Gambe in massello di faggio con finitura tinta naturale o wengé.

RUOTE / PIEDINO FISSO

Gommino antiscivolo.

TECHNICAL DETAILS

STRUCTURE

In 20 mm thick wood chipboard, melamine.

TOP PLANE

Melamine. Gray pebble or cashmere finish.

BASE STRUCTURE

Legs in solid beech with natural or wenge finish.

WHEELS / FIXED FEET

Non-slip rubber.

PPT130 CIO F

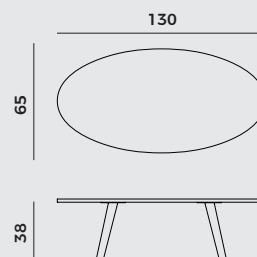
PPT130 CIO W

PPT130 CAS F

PPT130 CAS W

box m³

0,50



Piano / Top plane



Cashmere




Ciottolo

Gambe / Legs



Faggio naturale
Natural beech



Faggio rifinito wengé
Beech finished wengé